



MMG Canada Ltd. - MATERIAL CROSS REFERENCE - Ferronics

	V	MMG-FTF	T	MMG-FKAF	B	MMG-F82F	G	MMG-FF1G	J	MMG-F52J	K	MMG-F01H	P	MMG-F21C	Units
Initial Permeability (μ i)	15,000	15,000	10,000	10,000	5,000	5,000	1,500	1,500	850	850	125	125	40	40	
Loss Factor ($\tan \delta/\mu$ i)	≤ 7	≤ 7	≤ 7	≤ 6	≤ 15	≤ 12	60	60		50	150	150	85	85	X 10-6
at frequency =	0.01	0.01	0.01	0.01	0.1	0.1	0.1	0.1	0.1	2.0	10	2	10	40	MHz
Hysteresis Factor (h/μ 2)	-	-	-	-	< 2	< 2	10	10	6	6	-	-	-	-	X 10-6
Saturation Flux Density (Bs)	370	400	380	390	450	460	320	330	280	350	320	315	215	240	m Tesla
	3,700	4,000	3,800	3,900	4,500	4,600	3,200	3,300	2,800	3,500	3,200	3150	2,150	2,400	Gauss
at H max=	1,000	796	1,000	796	1,000	796	1,000	796	1,000	1,200	2,000	4,000	2,000	4,000	A/m
	12.6	10.0	12.6	10.0	12.6	10.0	12.6	10.0	12.6	15.0	25	50	25	50	Oersted
Remanence (Br)	150	110	140	140	100	130	150	180	180	170	160	170	40	40	m Tesla
	1,500	1,100	1,400	1,400	1,000	1,300	1,500	1,800	1,800	1,700	1,600	1,700	400	400	Gauss
Coercivity (Hc)	2.4	2.0	3.2	7.0	5.6	4.8	19.9	28.0	31.8	31.8	119	120	278	280	A/m
	0.03	0.02	0.04	0.09	0.07	0.06	0.25	0.35	0.4	0.4	1.5	1.5	3.5	3.5	Oersted
Curie Temperature (Tc)**	≥ 120	≥ 120	≥ 120	≥ 120	≥ 165	≥ 200	≥ 130	≥ 110	≥ 140	≥ 160	≥ 350	≥ 380	≥ 350	≥ 450	$^{\circ}$ C
Temperature Coefficient of μ i (α) -40 $^{\circ}$ C to +80 $^{\circ}$ C (T.C.)	0.8	0.8	0.8	0.8	0.9	0.9	1.0	1.0	1.0	1.0	0.1	0.1	0.1	0.1	%/ $^{\circ}$ C
Volume Resistivity (ρ)	25	15	40	10	$\geq 10_2$	$\geq 10_2$	$\geq 10_6$	$\geq 10_7$	$\geq 10_5$	$\geq 10_5$	$\geq 10_7$	$\geq 10_7$	$\geq 10_6$	$\geq 10_6$	Ω -cm

MMG Canada Ltd. - MATERIAL CROSS REFERENCE - Ferronics

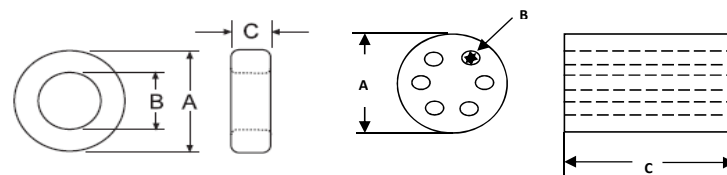
	BE	MMG-FT82BX													Units
Initial Permeability (μ i)	5,000	5,000													
Loss Factor ($\tan \delta/\mu$ i)	≤ 15	≤ 13													X 10-6
at frequency =	0.1	0.1													MHz
Hysteresis Factor (h/μ 2)	< 2	< 2													X 10-6
Saturation Flux Density (Bs)	450	470													m Tesla
	4,500	4,700													Gauss
at H max=	1,000	796													A/m
	12.6	10.0													Oersted
Remanence (Br)	100	110													m Tesla
	1,000	1,100													Gauss
Coercivity (Hc)	5.6	2.0													A/m
	0.07	0.02													Oersted
Curie Temperature (Tc)**	≥ 165	≥ 200													$^{\circ}$ C
Temperature Coefficient of μ i (α) -40 $^{\circ}$ C to +80 $^{\circ}$ C (T.C.)	0.9	0.8													%/ $^{\circ}$ C
Volume Resistivity (ρ)	$\geq 10_2$	$\geq 10_2$													Ω -cm
DC Bias Grade	YES	YES													



PART NUMBER				PHYSICAL DIMENSIONS						B MMG F82F		J MMG F52J		K MMG F01H		COMMENT
FERRONICS UNCOATED PART NUMBER	FERRONICS COATED PART NUMBER	MMG UNCOATED PART NUMBER	MMG COATED PART NUMBER	INCH A	MM	INCH B	MM	INCH C	MM	AL (nH/N ²)	Z @10 MHz	AL (nH/N ²)	Z @100 MHz	AL (nH/N ²)	Z @250 MHz	
21-030	21-530	FEXX-3N3Y-1G0/4	FEXX-3N3Y-1G0/4P	0.138	3.51	0.051	1.30	0.128	3.25	3,236	40	550	36	80.9	46	Exact Match
				±.008	±.20	±.004	±.10	±.010	±.25	FE82-...		FE52-...		FE01-...		
21-031	21-531	FEXX-7B3Y-1G0/4	FEXX-7B3Y-1G0/4P	0.138	3.51	0.051	1.30	0.256	6.50	6,473	80	1,100	72	162	92	Exact Match
				±.008	±.20	±.004	±.10	±.010	±.25	FE82-...		FE52-...		FE01-...		
21-110	21-610	FEXX-3N3Y-1T0/4	FEXX-3N3Y-1T0/4P	0.138	3.51	0.063	1.60	0.128	3.25	2,549	32	433	28	63.7	36	Exact Match
				±.008	±.20	±.004	±.10	±.010	±.25	FE82-...		FE52-...		FE01-...		
21-111	21-611	FEXX-7B3Y-1T0/4	FEXX-7B3Y-1T0/4P	0.138	3.51	0.063	1.60	0.256	6.50	5,099	63	867	56	128	72	Exact Match
				±.008	±.20	±.004	±.10	±.010	±.25	FE82-...		FE52-...		FE01-...		
21-121	21-621	FEXX-3N48-1Q0/4	FEXX-3N48-1Q0/4P	0.148	3.76	0.060	1.52	0.128	3.25	2,935	36	499	33	73.4	42	Exact Match
				±.005	±.13	±.005	±.13	±.010	±.25	FE82-...		FE52-...		FE01-...		
21-119	21-619	FEXX-7B48-1Q0/4	FEXX-7B48-1Q0/4P	0.148	3.76	0.060	1.52	0.256	6.50	5,871	73	998	65	147	83	Exact Match
				±.005	±.13	±.005	±.13	±.010	±.25	FE82-...		FE52-...		FE01-...		
21-120	21-620	FEXX-EA48-1Q0/4	FEXX-EA48-1Q0/4P	0.148	3.76	0.060	1.52	0.500	12.70	11,466	142	1,949	127	287	163	Exact Match
				±.004	±.10	±.005	±.13	±.015	±.38	FE82-...		FE52-...		FE01-...		
21-200	21-700	FEXX-755Q-1S0/4	FEXX-755Q-1S0/4P	0.200	5.08	0.062	1.52	0.250	6.35	7,437	92	1,264	82	186	106	Exact Match
				±.015	±.38	±.010	±.25	±.025	±.64	FE82-...		FE52-...		FE01-...		
21-201	21-701	FEXX-CK5Q-1S0/4	FEXX-CK5Q-1S0/4P	0.200	5.08	0.062	1.52	0.440	11.18	13,089	162	2,225	145	327	186	Exact Match
				±.015	±.38	±.010	±.25	±.025	±.64	FE82-...		FE52-...		FE01-...		
21-083	21-583	FEXX-CH5Q-1S0/4	FEXX-CH5Q-1S0/4P	0.200	5.08	0.094	2.39	0.437	11.10	8,381	104	1,425	93	210	119	Exact Match
				±.010	±.25	±.010	±.25	±.030	±.76	FE82-...		FE52-...		FE01-...		
21-129	21-629	FEXX-6R6K-3F0/4	FEXX-6R6K-3F0/4P	0.230	5.84	0.120	3.05	0.236	5.99	3,900	48	663	43	97.5	55	Exact Match
				±.010	±.25	±.005	±.13	±.010	±.25	FE82-...		FE52-...		FE01-...		
21-212	21-712	FEXX-AQ91-1M0/4	FEXX-AQ91-1M0/4P	0.316	8.03	0.057	1.45	0.375	9.53	16,313	202	2,773	181	408	232	Exact Match
				±.008	±.20	±.005	±.13	±.010	±.25	FE82-...		FE52-...		FE01-...		
21-210	21-710	FEXX-CV98-1N0/4	FEXX-CV98-1N0/4P	0.323	8.20	0.058	1.47	0.450	11.43	19,628	243	3,337	218	491	279	Exact Match
				±.008	±.20	±.005	±.13	±.010	±.25	FE82-...		FE52-...		FE01-...		
21-227	21-727	FEXX-AQAQ-5C0/4	FEXX-AQAQ-5C0/4P	0.375	9.53	0.187	4.75	0.375	9.53	6,628	52	1,127	74	166	94	Exact Match
				±.010	±.25	±.010	±.25	±.010	±.25	FE82-...		FE52-...		FE01-...		
12-390	(Fig.2)	FXXBK240395		0.236	6.00	0.032	0.81	0.394	10.00	Please contact MMG for detailed information						Exact Match
				±.010	±.25	±.003	±.08	±.010	±.25							

Note:

- 1) FEXX- XX = material code, see under material for material code. For example: 21-030-K = FE01-3N3Y-1G0/4
- 2) " P " at end of MMG part number, indicated " Parylene coat " to 500 V minimal break down voltage.
- 3) " C " at end of MMG part number, indicated " Color coat "
- 4) " Y " at end of MMG part number, indicated " Parylene coat " to 500 V minimal break down voltage, and color coat
- 5) " D " at end of MMG part number, indicated " Parylene coat " to 1000 V minimal break down voltage.
- 6) Please contact MMG for detailed information

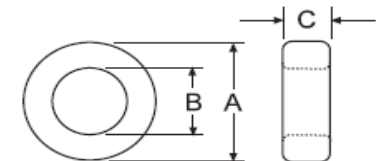




PART NUMBER				PHYSICAL DIMENSIONS						B		J		K		COMMENT
FERRONICS UNCOATED PART NUMBER	FERRONICS COATED PART NUMBER	MMG UNCOATED PART NUMBER	MMG COATED PART NUMBER	INCH A	MM	INCH B	MM	INCH C	MM	AL (nH/N ²)	Z @10 MHz	AL (nH/N ²)	Z @100 MHz	AL (nH/N ²)	Z @250 MHz	
										FE82-...		FE52-...		FE01-...		
21-095	21-595	FEXX-4A25-0V0/4	FEXX-4A25-0V0/4P	0.075	1.91	0.030	76	0.150	3.81	3,491	43	594	39	87.3	50	Exact Match
				±.005	±.13	±.002	±.05	±.010	±.25							
21-172	21-672	FEXX-1Q2Q-110/4	FLXX-1Q2Q-110/4P	0.095	2.41	0.053	1.35	0.060	1.52	889	11	151	10	22.2	13	Exact Match
				±.005	±.13	±.005	±.13	±.005	±.13							
21-170	21-670	FEXX-4A2Q-110/4	FEXX-4A2Q-110/4P	0.095	2.41	0.053	1.35	0.150	3.81	2,223	27	378	25	55.6	32	Exact Match
				±.003	±.08	±.003	±.08	±.005	±.13							
21-185	21-685	FEXX-3F2T-1C0/4	FEXX-3F2T-1C0/4P	0.098	2.49	0.047	1.19	0.120	3.05	2,240	28	381	25	56.0	32	Exact Match
				±.004	±.10	±.004	±.10	±.005	±.13							
21-060	21-560	FEXX-4A35-1X0/4	FEXX-4A35-1X0/4P	0.110	2.79	0.067	1.70	0.150	3.81	1,889	23	321	21	47.2	27	Exact Match
				±.005	±.13	±.004	±.10	±.010	±.25							
21-020	21-520	FLXX-3F1I-3K0/4	FLXX-3F1I-3K0/4P	0.120	3.05	0.047	1.19	0.125	3.18	2,976	37	506	33	74.4	42	Exact Match
				±.005	±.13	±.003	±.08	±.008	±.20							
21-130	21-630	FEXX-3N3Y-0W0/4	FEXX-3N3Y-0W0/4P	0.138	3.51	0.031	0.79	0.128	3.25	4,855	60	825	54	121	69	Exact Match
				±.008	±.20	±.003	±.08	±.010	±.25							
21-134	21-634	FEXX-503Y-0W0/4	FEXX-503Y-0W0/4P	0.138	3.51	0.031	0.79	0.175	4.45	6,638	82	1,128	74	166	94	Exact Match
				±.008	±.20	±.003	±.08	±.010	±.25							
21-132	21-632	FEXX-7B3Y-0W0/4	FEXX-7B3Y-0W0/4P	0.138	3.51	0.031	0.79	0.256	6.50	9,710	120	1,651	108	243	138	Exact Match
				±.008	±.20	±.003	±.08	±.010	±.25							
21-133	21-633	FEXX-A03Y-0W0/4	FEXX-A03Y-0W0/4P	0.138	3.51	0.031	0.79	0.350	8.89	13,275	164	2,257	147	332	189	Exact Match
				±.008	±.20	±.003	±.08	±.015	±.38							
21-142	21-642	FEXX-4A3Y-120/4	FEXX-4A3Y-120/4P	0.138	3.51	0.037	0.94	0.150	3.81	5,015	62	853	56	125	71	Exact Match
				±.008	±.20	±.002	±.05	±.010	±.25							
21-140	21-640	FEXX-503Y-120/4	FEXX-503Y-120/4P	0.138	3.51	0.037	0.94	0.175	4.45	5,851	72	995	65	146	83	Exact Match
				±.008	±.20	±.002	±.05	±.010	±.25							
21-042	21-542	FEXX-6R3Y-1E0/4	FEXX-6R3Y-1E0/4P	0.138	3.51	0.049	1.24	0.236	5.99	6,207	77	1,055	69	155	88	Exact Match
				±.008	±.20	±.004	±.10	±.010	±.25							
21-049	21-549	FEXX-3D3Y-1G0/4	FEXX-3D3Y-1G0/4P	0.138	3.51	0.051	1.30	0.118	3.00	2,983	37	507	33	74.6	42	Exact Match
				±.008	±.20	±.004	±.10	±.010	±.25							

Note:

- 1) FEXX- XX = material code, see under material for material code. For example: 21-030-K = FE01-3N3Y-1G0/4
- 2) " P " at end of MMG part number, indicated " Parylene coat " to 500 V minimal break down voltage.
- 3) " C " at end of MMG part number, indicated " Color coat "
- 4) " Y " at end of MMG part number, indicated " Parylene coat " to 500 V minimal break down voltage, and color coat
- 5) " D " at end of MMG part number, indicated " Parylene coat " to 1000 V minimal break down voltage.
- 6) Please contact MMG for detailed information





PART NUMBER		PHYSICAL DIMENSIONS										B		G		J		K		FIG	COMMENT
FERRONICS PART NUMBER	MMG PART NUMBER	INCH A	MM	INCH H	MM	INCH B	MM	INCH E	MM	INCH C	MM	AL (nH/N²)	Z @10 MHz	AL (nH/N²)	Z @100 MHz	AL (nH/N²)	Z @100 MHz	AL (nH/N²)	Z @250 MHz		
12-315	FGXX-2N3W-29/4	0.136	3.45	0.034	0.86	0.093	2.36	0.057	1.45	0.079	2.01	3,700	50	1,110	42	629	37	92.5	----	1	Exact Match
		±.010	±.25	±.005	±.13	±.010	±.25	REF	REF	±.007	±.18	FG82-...		FGF1-...		FG52-...		FG01-...			
12-322	FGXX-3F5Q-3F1/4	0.200	5.08	0.047	1.19	0.120	3.05	0.105	2.67	0.120	3.05	5,639	----	1,692	----	959	----	141	----	1	Exact Match
		±.010	±.25	±.005	±.13	±.005	±.13	REF	REF	±.007	±.18	FG82-...		FGF1-...		FG52-...		FG01-...			
12-328	FEXX-3K73-1C0/4	0.248	6.30	0.047	1.19	0.125	3.18	0.115	2.92			7,508	88	2,252	----	1,276	----	188	94	2	Exact Match
		±.012	±.30	±.006	±.15	±.010	±.25	±.015	±.38			FE82-...		FEF1-...		FE52-...		FE01-...			
12-330	FEXX-7A73-1C0/4	0.248	6.30	0.047	1.19	0.255	6.48	0.115	2.92			15,300	----(7)	4,590	---	2,601	----	383	----	2	Exact Match
		±.012	±.30	±.006	±.15	±.016	±.41	±.015	±.38			FE82-...		FEF1-...		FE52-...		FE01-...			
12-332	FEXX-DH73-1C0/4	0.248	6.30	0.047	1.19	0.472	11.99	0.115	2.92			28,350		8,505	----	4,820	308	709	----	2	Exact Match
		±.012	±.30	±.006	±.15	±.016	±.41	±.015	±.38			FE82-...		FEF1-...		FE52-...		FE01-...			
12-340	FGXX-3K7V-4K1/4	0.275	6.99	0.073	1.85	0.125	3.18	0.115	2.92	0.160	4.06	4,576	----	1,373	52	961	----	114	64	1	Exact Match
		±.012	±.30	±.006	±.15	±.010	±.25	REF	REF	±.010	±.25	FG82-...		FGF1-...		FG52-...		FG01-...			
12-345	FGXX-757V-4K1/4	0.275	6.99	0.073	1.85	0.250	6.35	0.115	2.92	0.160	4.06	9,152	----	2,746	103	1,922	91	229	----	1	Exact Match
		±.012	±.30	±.006	±.15	±.015	±.38	REF	REF	±.010	±.25	FG82-...		FGF1-...		FG52-...		FG01-...			
12-350	FGXX-8K7V-4K1/4	0.275	6.99	0.073	1.85	0.300	7.62	0.115	2.92	0.160	4.06	10,983	136	3,295	124	2,306	----	275	156	1	Exact Match
		±.012	±.30	±.006	±.15	±.015	±.38	REF	REF	±.010	±.25	FG82-...		FGF1-...		FG52-...		FG01-...			
12-360	FGXX-7FF0-8F1/4	0.525	13.34	0.150	3.81	0.260	6.60	0.225	5.72	0.295	7.49	8,312	----	2,491	94	1,745	----	208	127	1	Exact Match
		±.025	±.64	±.010	±.25	±.010	±.25	±.010	±.25	±.015	±.38	FG82-...		FGF1-...		FG52-...		FG01-...			
12-365	FGXX-G5F0-8F1/4	0.525	13.34	0.150	3.81	0.565	14.35	0.225	5.72	0.295	7.49	18,062	139	5,419	204	3,793	175	452	262	1	Exact Match
		±.025	±.64	±.010	±.25	±.020	±.51	±.010	±.25	±.015	±.38	FG82-...		FGF1-...		FG52-...		FG01-...			
12-430	FEXX-7A7C-1H0/4	0.257	6.53	0.052	1.32	0.255	6.48	0.108	2.74			13,433	----	4,030	----	2,821	----	336	----	2	Exact Match
		±.010	±.25	±.005	±.13	±.016	±.41	±.007	±.18			FE82-...		FEF1-...		FE52-...		FE01-...			
12-432	FEXX-DH7C-1H0/4	0.257	6.53	0.052	1.32	0.472	11.99	0.108	2.74			24,864	----	7,459	----	5,222	260	622	----	2	Exact Match
		±.010	±.25	±.005	±.13	±.016	±.41	±.007	±.18			FE82-...		FEF1-...		FE52-...		FE01-...			

Note:

- 1) FGXX- XX = material code, see under material for material code. For example: 12-315-K = FG01-2N3W-29//4
- 2) " P " at end of MMG part number, indicated " Parylene coat " to 500 V minimal break down votage.
- 3) " C " at end of MMG part number, indicated " Color coat "
- 4) " Y " at end of MMG part number, indicated " Parylene coat " to 500 V minimal break down votage, and color coat
- 5) " D " at end of MMG part number, indicated " Parylene coat " to 1000 V minimal break down votage.
- 6) Please contact MMG for detailed information

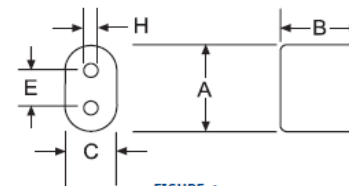


FIGURE 1

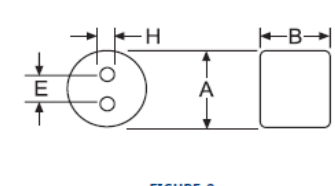


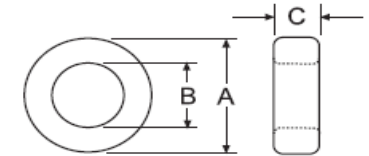
FIGURE 2



PART NUMBER				PHYSICAL DIMENSIONS													
FERRONICS UNCOATED PART NUMBER	FERRONICS COATED PART NUMBER	MMG UNCOATED PART NUMBER	MMG COATED PART NUMBER	INCH A	MM	INCH B	MM	INCH C	MM	V(15000) MMG FTF ±20%	T(10000) MMG FKAF ±20%	B(5000) MMG F82F ±20%	G(1500) MMG FF1G ±20%	J(850) MMG F52J ±20%	K(125) MMG F01H ±20%	P(40) MMG F21C ±20%	COMMENT
11-091	11-591	FEXX-754N-1T0/4	FEXX-754N-1T0/4P	0.163	4.14	0.063	1.60	0.250	6.35	18,108	12.072	6,036	1,811	1,026	151	48.3	Exact Match
				±.005	±.13	±.005	±.13	±.005	±.13	FETF-...	FETA-...	FE82-...	FEF1-...	FE52-...	FE01-...	FE21-...	
11-120	11-620	FLXX-6K3F-1Q1/4	FLXX-6K3F-1Q1/4P	0.230	5.84	0.120	3.05	0.060	1.52	2,973	1,982	991	297	169	24.8	7.9	Exact Match
				±.005	±.13	±.005	±.13	±.005	±.13	FLTF-...	FLTA-...	FL82-...	FLF1-...	FL52-...	FL01-...	FL21-...	
11-122	11-622	FLXX-6K3F-3F1/4	FLXX-6K3F-3F1/4P	0.230	5.84	0.120	3.05	0.120	3.05	5,949	3,966	1,983	595	337	49.6	15.9	Exact Match
				±.005	±.13	±.005	±.13	±.005	±.13	FLTF-...	FLTA-...	FL82-...	FLF1-...	FL52-...	FL01-...	FL21-...	
11-160	11-660	FLXX-8K3K-3D1/4	FLXX-8K3K-3D1/4P	0.300	7.62	0.125	3.18	0.188	4.78	12,542	8,361	4,181	1,254	711	105	33.4	Exact Match
				±.006	±.15	±.005	±.13	±.005	±.13	FLTF-...	FLTA-...	FL82-...	FLF1-...	FL52-...	FL01-...	FL21-...	
11-170	11-670	FLXX-A46R--3D1/4	FLXX-A46R--3D1/4P	0.354	9.00	0.236	6.00	0.118	3.00	3,645	2,430	1,215	365	207	30.4	9.7	Exact Match
				±.008	±.20	±.007	±.18	±.005	±.13	FLTF-...	FLTA-...	FL82-...	FLF1-...	FL52-...	FL01-...	FL21-...	
11-220	11-720	FLXX-AQ5C-3K1/4	FLXX-AQ5C-3K1/4P	0.375	9.53	0.187	4.75	0.125	3.18	6,627	4,418	2,209	663	376	55.2	17.7	Exact Match
				±.007	±.18	±.005	±.13	±.005	±.13	FLTF-...	FLTA-...	FL82-...	FLF1-...	FL52-...	FL01-...	FL21-...	
11-260	11-759	FLXX-EA81-5D1/4	FLXX-EA81-5D1/4P	0.500	12.70	0.281	7.14	0.188	4.78	----	----	2,752	826	468	68.8	22.0	Exact Match
	11-760		FLXX-EA81-5D1/4E	±.010	±.25	±.007	±.18	±.005	±.13			2,752	826	468	68.8	22.0	Exact Match
11-261	11-761	FLXX-EA81-751/4	FLXX-EA81-751/4P	0.500	12.70	0.281	7.14	0.250	6.35	----	----	3,659	1,098	622	91.5	29.3	Exact Match
				±.010	±.25	±.007	±.18	±.007	±.18	FLTF-...	FLTA-...	FL82-...	FLF1-...	FL52-...	FL01-...	FL21-...	
11-251	11-751	FLXX-EA8X-3K1/4	FLXX-EA8X-3K1/4P	0.500	12.70	0.312	7.92	0.125	3.18	----	----	1,497	449	255	37.4	12.0	Exact Match
				±.010	±.25	±.008	±.20	±.005	±.13	FLTF-...	FLTA-...	FL82-...	FLF1-...	FL52-...	FL01-...	FL21-...	
11-250	11-750	FLXX-EA8X-751/4	FLXX-EA8X-751/4P	0.500	12.70	0.312	7.92	0.250	6.35	----	----	2,995	898	509	74.9	24.0	Exact Match
				±.010	±.25	±.008	±.20	±.007	±.18	FLTF-...	FLTA-...	FL82-...	FLF1-...	FL52-...	FL01-...	FL21-...	
11-247	11-747	FLXX-FRA4-5M1/4	FLXX-FRA4-5M1/4P	0.551	14.00	0.354	9.00	0.197	5.00	----	----	2,214	664	376	55.4	17.7	Exact Match
				±.012	±.30	±.008	±.20	±.005	±.13	FLTF-...	FLTA-...	FL82-...	FLF1-...	FL52-...	FL01-...	FL21-...	
11-270	11-770	FLXX-HVA0-5A1/4	FLXX-HVA0-5A1/4P	0.625	15.88	0.350	8.89	0.185	4.70	----	----	2,725	817	463	68.1	21.8	Exact Match
				±.014	±.36	±.008	±.20	±.005	±.13	FLTF-...	FLTA-...	FL82-...	FLF1-...	FL52-...	FL01-...	FL21-...	
11-280	11-780	FLXX-PVFF-751/4	FLXX-PVFF-751/4P	0.870	22.10	0.540	13.72	0.250	6.35	----	----	3,028	909	515	75.7	24.2	Exact Match
				±.017	±.43	±.012	±.30	±.007	±.18	FLTF-...	FLTA-...	FL82-...	FLF1-...	FL52-...	FL01-...	FL21-...	
11-282	11-782	FLXX-PVFF-EA1/4	FLXX-PVFF-EA1/4P	0.870	22.10	0.540	13.72	0.500	12.70	----	----	6,057	1,817	1,030	151	48.5	Exact Match
				±.017	±.43	±.012	±.30	±.012	±.30	FLTF-...	FLTA-...	FL82-...	FLF1-...	FL52-...	FL01-...	FL21-...	
11-295	11-795	FLXX-QWFR-7W1/4	FLXX-QWFR-7W1/4P	0.906	23.00	0.551	14.00	0.276	7.00	----	----	3,486	1,046	593	87.2	27.9	Exact Match
				±.020	±.51	±.012	±.30	±.007	±.18	FLTF-...	FLTA-...	FL82-...	FLF1-...	FL52-...	FL01-...	FL21-...	

Note:

- 1) FLXX- XX = material code, see under material for material code. For example: 11-005-K = FL01-2A1F-0Q1/4
- 2) " P " at end of MMG part number, indicated " Parylene coat " to 500 V minimal break down voltage.
- 3) " C " at end of MMG part number, indicated " Color coat "
- 4) " Y " at end of MMG part number, indicated " Parylene coat " to 500 V minimal break down voltage, and color coat
- 5) " D " at end of MMG part number, indicated " Parylene coat " to 1000 V minimal break down voltage.
- 6) Please contact MMG for detailed information





PART NUMBER				PHYSICAL DIMENSIONS													
FERRONICS UNCOATED PART NUMBER	FERRONICS COATED PART NUMBER	MMG UNCOATED PART NUMBER	MMG COATED PART NUMBER	INCH A	MM	INCH B	MM	INCH C	MM	V(15000) MMG FTF ±20%	T(10000) MMG FKAF ±20%	B(5000) MMG F82F ±20%	G(1500) MMG FF1G ±20%	J(850) MMG F52J ±20%	K(125) MMG F01H ±20%	P(40) MMG F21C ±20%	COMMENT
11-005	11-505	FLXX-2A1F-0Q1/4	FLXX-2A1F-0Q1/4P	0.080	2.03	0.050	1.27	0.025	0.64	896	597	298	90	50.7	7.5	2.4	Exact Match
				±.005	±.13	±.005	±.13	±.005	±.13	FLTF-...	FLTA-...	FL82-...	FLF1-...	FL52-...	FL01-...	FL21-...	
11-010	11-510	FLXX-2V1F-0V1/4	FLXX-2V1F-0V1/4P	0.100	2.54	0.050	1.27	0.030	0.76	1,584	1,056	528	158	89.8	13.2	4.2	Exact Match
				±.005	±.13	±.005	±.13	±.005	±.13	FLTF-...	FLTA-...	FL82-...	FLF1-...	FL52-...	FL01-...	FL21-...	
11-012	11-512	FLXX-2V1F-1F1/4	FLXX-2V1F-1F1/4P	0.100	2.54	0.050	1.27	0.050	1.27	2,640	1,760	880	264	150	22.0	7.0	Exact Match
				±.005	±.13	±.005	±.13	±.005	±.13	FLTF-...	FLTA-...	FL82-...	FLF1-...	FL52-...	FL01-...	FL21-...	
11-013	11-513	FLXX-2V1P-141/4	FLXX-2V1P-141/4P	0.100	2.54	0.059	1.50	0.039	1.00	1,569	1,046	523	157	89.8	13.1	4.2	Exact Match
				±.005	±.13	±.005	±.13	±.005	±.13	FLTF-...	FLTA-...	FL82-...	FLF1-...	FL52-...	FL01-...	FL21-...	
11-020	11-520	FLXX-2V20-0V1/4	FLXX-2V20-0V1/4P	0.100	2.54	0.070	1.78	0.030	0.76	816	544	272	82	46.2	6.8	2.2	Exact Match
				±.005	±.13	±.005	±.13	±.005	±.13	FLTF-...	FLTA-...	FL82-...	FLF1-...	FL52-...	FL01-...	FL21-...	
11-106	11-606	FLXX-3F1F-1F1/4	FLXX-3F1F-1F1/4P	0.120	3.05	0.050	1.27	0.050	1.27	3,336	2,224	1,112	334	189	28	8.9	Exact Match
				±.005	±.13	±.005	±.13	±.005	±.13	FLTF-...	FLTA-...	FL82-...	FLF1-...	FL52-...	FL01-...	FL21-...	
11-024	11-524	FLXX-3F20-1Q1/4	FLXX-3F20-1Q1/4P	0.120	3.05	0.070	1.78	0.060	1.52	2,465	1,643	821	246	140	20.5	6.6	Exact Match
				±.005	±.13	±.005	±.13	±.005	±.13	FLTF-...	FLTA-...	FL82-...	FLF1-...	FL52-...	FL01-...	FL21-...	
11-040	11-540	FLXX-3V20-1Q1/4	FLXX-3V20-1Q1/4P	0.135	3.43	0.070	1.78	0.060	1.52	3,003	2,002	1,001	300	170	25.0	8.0	Exact Match
				±.005	±.13	±.005	±.13	±.005	±.13	FLTF...	FLTA	FL82	FLF1	FL52	FL01	FL21	
11-032	11-532	FEXX-3N3Y-1G0/4	FEXX-3N3Y-1G0/4P	0.138	3.51	0.051	1.30	0.128	3.25	9,708	6,472	3,236	971	550	80.9	25.9	Exact Match
				±.005	±.13	±.005	±.13	±.005	±.13	FLTF-...	FLTA-...	FL82-...	FLF1-...	FL52-...	FL01-...	FL21-...	
11-149	11-649	FLXX-4F20-1V1/4	FLXX-4F20-1V1/4P	0.155	3.94	0.070	1.78	0.065	1.65	3,938	2,625	1,312	394	223	32.8	10.5	Exact Match
				±.005	±.13	±.005	±.13	±.005	±.13	FLTF-...	FLTA-...	FL82-...	FLF1-...	FL52-...	FL01-...	FL21-...	
11-009	11-509	FLXX-4F29-151/4	FLXX-4F29-151/4P	0.155	3.94	0.079	2.00	0.040	1.02	2,055	1,370	685	205	116	17.1	5.5	Exact Match
				±.005	±.13	±.005	±.13	±.005	±.13	FLTF-...	FLTA-...	FL82-...	FLF1-...	FL52-...	FL01-...	FL21-...	
11-050	11-550	FLXX-4F2H-1F1/4	FLXX-4F2H-1F1/4P	0.155	3.94	0.088	2.24	0.050	1.27	2,157	1,438	719	216	122	18.0	5.8	Exact Match
				±.005	±.13	±.005	±.13	±.005	±.13	FLTF-...	FLTA-...	FL82-...	FLF1-...	FL52-...	FL01-...	FL21-...	
11-080	11-580	FLXX-5F2K-1F1/4	FLXX-5F2K-1F1/4P	0.190	4.83	0.090	2.29	0.050	1.27	2,847	1,898	949	285	161	23.7	7.6	Exact Match
				±.005	±.13	±.005	±.13	±.005	±.13	FLTF-...	FLTA-...	FL82-...	FLF1-...	FL52-...	FL01-...	FL21-...	
11-081	11-581	FLXX-5K2Q-3K1/4	FLXX-5K2Q-3K1/4P	0.194	4.93	0.095	2.41	0.125	3.18	6,801	4,534	2,267	680	385	56.7	18.1	Exact Match
				±.005	±.13	±.005	±.13	±.005	±.13	FLTF-...	FLTA-...	FL82-...	FLF1-...	FL52-...	FL01-...	FL21-...	
11-082	11-582	FEXX-755K-2Q1/4	FEXX-755K-2Q1/4P	0.194	4.93	0.095	2.41	0.250	6.35	13,602	9,068	4,534	1,360	771	113	36.3	Exact Match
				±.005	±.13	±.005	±.13	±.007	±.18	FLTF-...	FLTA-...	FL82-...	FLF1-...	FL52-...	FL01-...	FL21-...	
11-090	11-590	FEXX-3K4N-1T1/4	FEXX-3K4N-1T1/4P	0.163	4.14	0.063	1.60	0.125	3.18	9,054	6,036	3,018	905	513	75.5	24.1	Exact Match
				±.005	±.13	±.005	±.13	±.005	±.13	FLTF-...	FLTA-...	FL82-...	FLF1-...	FL52-...	FL01-...	FL21-...	

Note:

- 1) FLXX- XX = material code, see under material for material code. For example: 11-005-K = FL01-2A1F-0Q1/4
- 2) " P " at end of MMG part number, indicated " Parylene coat " to 500 V minimal break down voltage.
- 3) " C " at end of MMG part number, indicated " Color coat "
- 4) " Y " at end of MMG part number, indicated " Parylene coat " to 500 V minimal break down voltage, and color coat
- 5) " D " at end of MMG part number, indicated " Parylene coat " to 1000 V minimal break down voltage.
- 6) Please contact MMG for detailed information

